



# 2009-2010 GMT Quarterly Report for District (or Undistricted) **District T 3**

GMT: **ORLANDO TEUBER W.**

Location: **CHILE**

GMT CA: **3**

## CLUBS

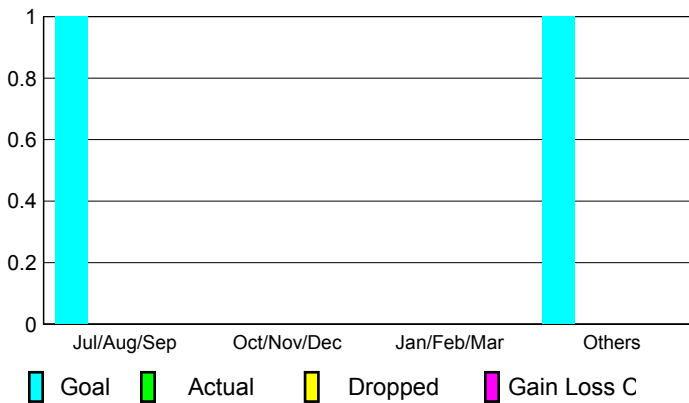
**Club Results**  
2009-2010

**Clubs**  
2008-2009

Month	New Club Goal	Actual New Clubs	Actual Dropped Clubs	Gain/Loss of Clubs	Gain/Loss of Clubs
Jul/Aug/Sep	1	0	0	0	0
Oct/Nov/Dec	0	0	0	0	0
Jan/Feb/Mar	0	0	0	0	-1
Apr/May/June	1	0	0	0	-1
<b>Totals</b>	<b>2</b>	<b>0</b>	<b>0</b>	<b>0</b>	<b>-2</b>

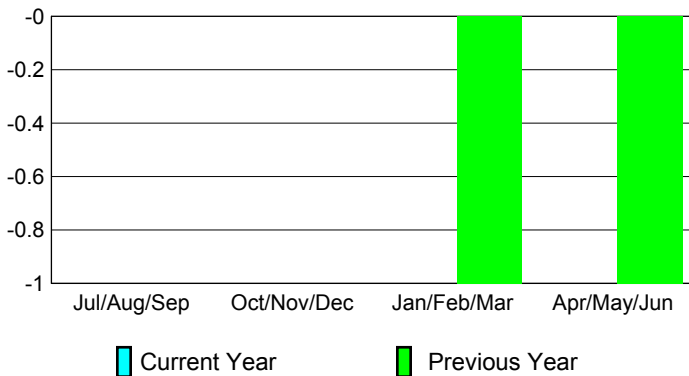
### Club Results 2009-2010

Goal, New, Dropped, Gain/Loss



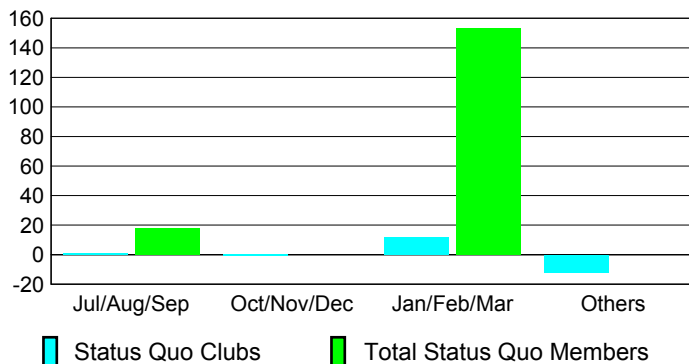
### Comparison of Club Gain/Loss

Current Year Compared to the Previous Year



### YTD Status Quo Clubs 2009-2010

Status Quo Clubs Compared to Status Quo Members



## MEMBERSHIP

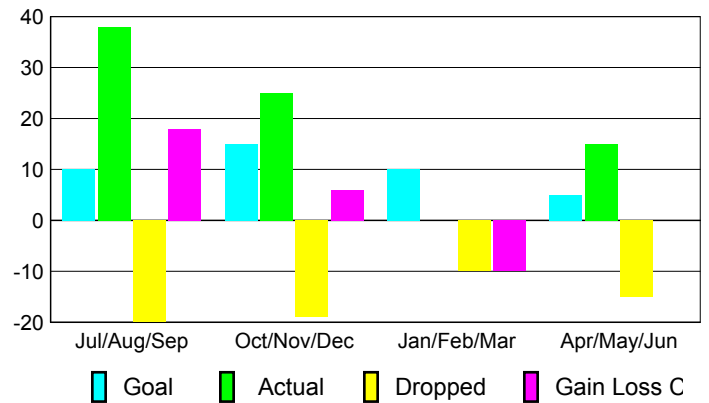
**Membership Results**  
2009-2010

**Membership**  
2008-2009

Month	Net Memb Goal	Actual New Memb	Actual Dropped Memb	Gain/Loss of Memb	Gain/Loss of Memb
Jul/Aug/Sep	10	38	-20	18	-3
Oct/Nov/Dec	15	25	-19	6	-6
Jan/Feb/Mar	10	0	-10	-10	-9
Apr/May/June	5	15	-15	0	-14
<b>Totals</b>	<b>40</b>	<b>78</b>	<b>-64</b>	<b>14</b>	<b>-32</b>

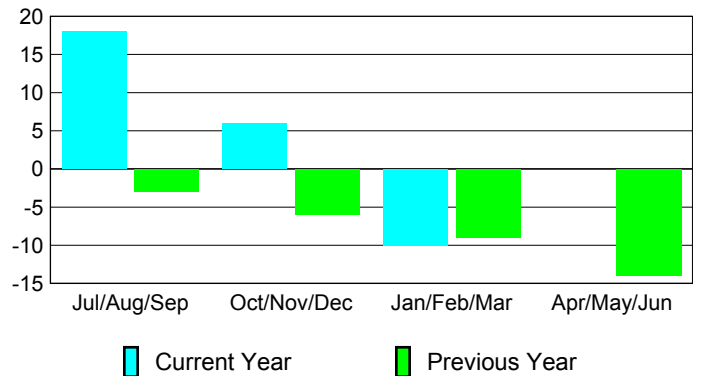
### Membership Results 2009-2010

Goal, New, Dropped, Gain/Loss

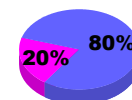


### Comparison of Membership Gain/Loss

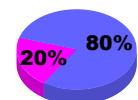
Current Year Compared to the Previous Year



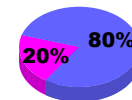
### Gender Comparison 2009-2010



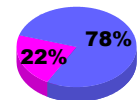
Jul/Aug/Sep



Oct/Nov/Dec



Jan/Feb/Mar



Apr/May/June

Male

Female